

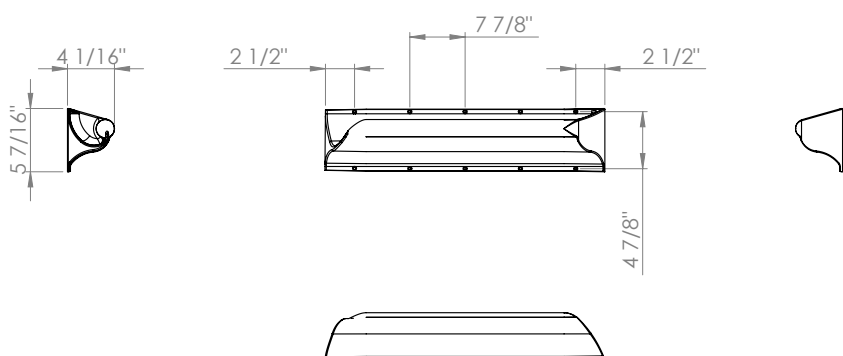

Product datasheet

Kingsway
Group

KG270-278 Grab Bar



See list on following page



Anti-ligature Disclaimer

Anti-ligature Disclaimer The anti-ligature design characteristics of this product are not intended to replace or substitute the need for necessary supervision of those who may be at risk, or for other necessary protective measures to be taken in the specific circumstances of usage. Kingsway Group, Inc. does not offer any products for sale as being 'ligature-free' and will not be liable for any claims arising from ligature attachment on its products. It is the customer's responsibility to ensure that products purchased and installed are suitable for the environments they are installed in.

The washroom grab rail is a handrail section with a closed and open end cap. It is suitable for use either as a vertical rail beside a mirror, on the wall behind the pan, at 15° beside the pan, or on the back of a solid door. Finished in a range of powder coating options and supplied with security screws.

Installation Description

- Place the grab rail on the wall and mark out the screw holes.
- Drill holes for the screw holes and insert plugs
- Secure the grab rail in place using the security screws provided

Operation and Maintenance

Operation

To grip the handrail correctly, the fingers should curl round the grab rail with the thumb supporting from the outside.

Maintenance

Designed to be maintenance free, this is available in a Powder Coat finish as standard. Periodic checks for loose hardware are recommended.

Cleaning

Use only a damp cloth to clean the grab rail, where necessary a mild detergent can be used.

Guarantee

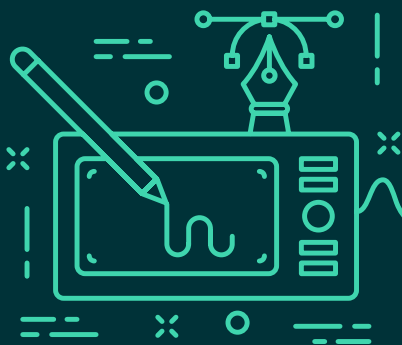
5 Year Guarantee*

*For faulty manufacture and not for damage

Specification

KG270-278 Ligature-Resistant Grab Bar

This product is listed in the OMH patient safety guide. Include ".G" after model number if size being specified is required to be 'Graspable' Length (ex: KG270LH.G). Incorrect Handing will result in improper water runoff/drainage.

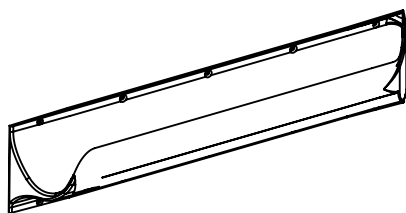


Product datasheet

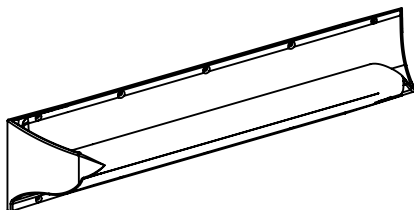
Kingsway
Group

KG270-278 Grab Bar

Right Hand - Closed end to right



Left Hand - Closed end to left



Size Options

- KG270LH Ligature Resistant grab bar 18" Left Hand
- KG270RH Ligature Resistant grab bar 18" Right Hand
- KG272LH Ligature Resistant grab bar 24" Left Hand
- KG272RH Ligature Resistant grab bar 24" Right Hand
- KG273LH Ligature Resistant grab bar 30" Left Hand
- KG273RH Ligature Resistant grab bar 30" Right Hand
- KG274LH Ligature Resistant grab bar 36" Left Hand
- KG274RH Ligature Resistant grab bar 36" Right Hand
- KG276LH Ligature Resistant grab bar 42" Left Hand
- KG276RH Ligature Resistant grab bar 42" Right Hand
- KG278LH Ligature Resistant grab bar 48" Left Hand
- KG278RH Ligature Resistant grab bar 48" Right Hand

Anti-ligature Disclaimer

Anti-ligature Disclaimer The anti-ligature design characteristics of this product are not intended to replace or substitute the need for necessary supervision of those who may be at risk, or for other necessary protective measures to be taken in the specific circumstances of usage. Kingsway Group, Inc. does not offer any products for sale as being 'ligature-free' and will not be liable for any claims arising from ligature attachment on its products. It is the customer's responsibility to ensure that products purchased and installed are suitable for the environments they are installed in.

Load Resistance

Our range of grab bars have been designed to comply and surpass the ADAAG requirements as set out in ICC/ANSIA117.1-2003 and CFR 28 part 36, Federal Register Volume 56 No 144, 26 July 1991. These state that the manufactured product shall be of adequate strength to support a load of 250 pounds (113.4kg).

In order to comply with this standard, and withstand the shear, tension, pullout and torsion loads generated by the maximum loading the fixings supplied with the grab rail must be used when installing the product and the wall itself has to be able to sustain such weight.

The product is capable of holding in excess of 1350 lbs (612.4kg) when correctly installed.

This product is listed in the OMH patient safety guide



Ligature Resistant Grab Bar

**Color Chart &
Handing Guide**

Ligature Resistant Grab Bar

Product Information

The ligature resistant grab bar from Kingsway Group has been designed for installation in both vertical and horizontal applications.

The closed end cap is to be fitted at the top when used in a vertical application and furthest from the point of use in a horizontal application.

The grippable length is 6" less than the overall length of the grab bar.

Security screws are provided with the grab bars but care should be taken to ensure that the wall can hold the required weight and alternative wall anchors used to suit the specific application.

Ligature Resistant Grab Bar

Product Codes

KG270LH Logica grab bar 18" Left Hand

KG270RH Logica grab bar 18" Right Hand

KG272LH Logica grab bar 24" Left Hand

KG272RH Logica grab bar 24" Right Hand

KG273LH Logica grab bar 30" Left Hand

KG273RH Logica grab bar 30" Right Hand

KG274LH Logica grab bar 36" Left Hand

KG274RH Logica grab bar 36" Right Hand

KG276LH Logica grab bar 42" Left Hand

KG276RH Logica grab bar 42" Right Hand

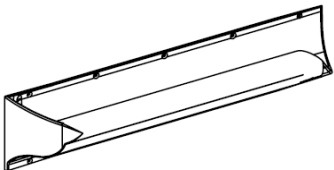
KG278LH Logica grab bar 48" Left Hand

KG278RH Logica grab bar 48" Right Hand

Ligature Resistant Grab Bar

Handing Guide

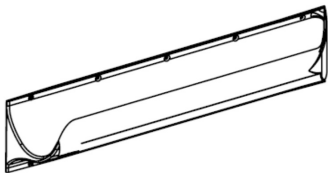
Left Hand - Closed end to left

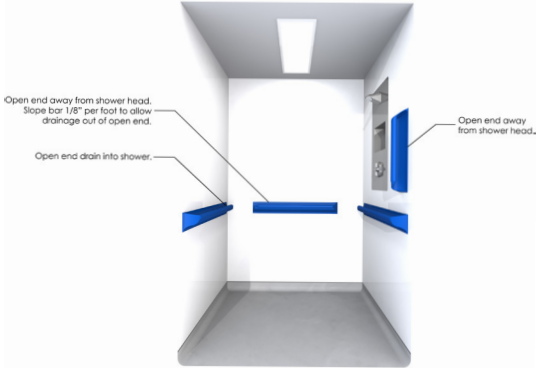


Ligature Resistant Grab Bar

Handing Guide

Right Hand - Closed end to right






Open end away from shower head.
Slope bar 1/8" per foot to allow
drainage out of open end.

Open end drain into shower.

Open end away
from shower head.

For Reverse Configuration
Use Opposite Handing.



Ligature Resistant Grab Bar

Standard Color Range

The standard colors are from the RAL color range and are a powdercoated application with a gloss finish; custom colors are available.

RAL 1013 Oyster White

RAL 1015 Light ivory

RAL 1019 Gray Beige

RAL 5007 Brilliant Blue

RAL 7023 Concrete Gray

RAL 7032 Pebble Gray

RAL 7035 Light Gray

RAL 9002 Gray White

RAL 9003 Signal White

RAL 9006 White Aluminum



Ligature Resistant
Product Specialists

Kingsway Group
164 Indusco Court
Troy, Michigan
48083

sales@kingswaygroupusa.com
www.kingswaygroupusa.com