

COMPLETE DOOR SYSTEM DATASHEET

SOLO Single Action Door System

The ligature-resistant SOLO Door System provides a robust solution for all single-action opening requirements within a behavioral healthcare facility while minimizing patient safety risks. An extensive choice of ligature-resistant hardware, mechanical & electronic locking options, leaf configurations, vision panels and more ensure your project's unique requirements can be met.



SOLO Key Features & Benefits



Available as single, leaf & a half, or double leaf configurations



Available with full-length continuous hinge – no pivots!



Available with concealed transom closer or recessed side closer



Available with a range of core options, including high-strength tri-laminate FORTUS core



Available with custom frame elevations



Available on [KwikShip®](#)



Options available with FSC Chain of Custody Certification




Smoke Rating: UL1784



UL10C certified fire-resistant doorset (20-minutes with hose stream)

Terms and conditions:

To see our full terms and conditions, please visit:
kingswaygroupglobal.com/en-us/terms



Technical Specs

Leaf Thickness:

- 1 ¾"

Core Structure Options:

- FORTUS Core (FSC approved tri-laminate hardwood)
- Particle Core (PC)
- Solid Composite Lumber Core (SCLC)
- Hollow Metal Steel-Stiffened (HM)

Maximum Opening Dimensions:

- Single Leaf: 48" (w) x 84" (h)
- Double Leaf: 96" (w) x 84" (h)

Lockset Options:

- Choice of mechanical or electronic locking options

Frame Types Available:

- Complete Doorset with 14ga Fully-Welded Hollow Metal Frame

Concealed Door Closer Options:

- KG21 Recessed Side Mounted Door "Closer for use with KG201 Hinge
- KG35 Double Action Transom Closer, for use with KG202 Hinge
- KG36 Double Action Transom Closer, for use with KG202 Hinge
- No Closer

Vision Panel Options:

- Duralux Series Privacy Vision Panels (mechanical)
- Duralux Platinum Series Privacy Vision Panels (electronic)
- Pyrolux Series Clear-Glaze Vision Panels
- No Vision Panel

Smoke Rating:

- Smoke rated to UL1784: the Standard for Safety of Air Leakage Tests of Door Assemblies

Fire Rating:

- UL10C (20-minutes with hose stream)

Leaf Configuration:

- Single leaf
- Leaf and a ½
- Double leaf

Robustness Testing:

- Tested to the Department of Health Medium Secure Testing guidelines (view guide [here](#))

Product Code:

- SOD01 (single leaf)
- SOD03 (leaf & half)
- SOD05 (double leaf)

Available Face & Finish Options:

- Wood Veneers
- High-Pressure Laminates (HPL)
- Impact-Resistant Laminates (Palladium, Acrovyn)
- Primed (Wood or Hollow Metal)

See Finishes Swatch Book for full options



1 Year Manufacturer's Defect Warranty as per 'Kingsway Group Product Warranty' document, a copy of which is available upon request.

COMPLETE DOOR SYSTEM DATASHEET

SOLO Finishes

KwikShip® Finishes:



White - Painted
Primed



White Oak - Real Wood
Veneer



Red Oak - Real Wood
Veneer




Maple - Real Wood
Veneer




Natural Birch - Real Wood
Veneer

Laminates:



949
White



909
Black



8793
Green Slate



8792
Winter Sky




8751
Mojave



8795
Matrix Blue




8858
Just Rose




2297
Terril



2962
Clementine



920
Almond



934
Pearl




927
Folkstone




837
Graphite



459
Brite White



923
Surf



463
Sail White




969
Navy Blue



929
Oyster Gray



914
Marine Blue



858
Pumice



839
Stop Red



845
Spectrum Red



912
Storm



902
Platinum



5349
Fossil



7966
New Burgundy




2200
Dark Chocolate



2770
Sarum Grey



933
Mission White




932
Antique White



899
Desert Beige



961
Fog




464
Graystone



851
Spectrum Blue



928
Mouse




918
Neutral White



1485
Chrome Yellow



5323
Nocturne




1097
Citadel



5342
Earth



6901
Vibrant Green




6903
Cassis




7897
Spectrum Green



3202
Otter




6330
Air White



3245
Smoke




1198
Jadeite



3720
White Pearl




1193
Gold Braze



1196
Purple Dye




8822
Denim



9243
Zen Grey




9242
Gull Grey




9244
Classic White




9684
Natural Recycled




9685
Black Recycled




9634
Milk




7872
Moonstone



7197
Dover White



8244
Night Forest



8240
Liquid Glass



8796
Algae



8235
Solar Orange



8243
Night Shade



8241
Earthenware



8238
Blush

COMPLETE DOOR SYSTEM DATASHEET

SOLO Finishes

Laminates:




AL18
Red Oak



AL18
Natural Birch




AL18
White Birch



AL18
White Maple



AL18
Cherry



CH18
Cherry




CH18
White Maple



CH18
White Birch



CH18
White Oak



CH18
Natural Birch



CL18
White Oak



CL18
Natural Birch



CL18
Walnut



CL18
White Maple



GR18
Natural Birch



GR18
White Oak



GR18
Walnut



OA18
Red Oak




OA18
Mahogany




OA18
Cherry



AL18
White Oak




AL18
Walnut



AL18
Mahogany



CH18
Red Oak



CH18
Mahogany



CH18
Walnut



CL18
White Birch




CL18
Mahogany



CL18
Cherry



CL18
Red Oak




GR18
Mahogany




GR18
Cherry



GR18
Red Oak



GR18
White Birch



GR18
White Maple



OA18
White Birch



OA18
White Maple



OA18
White Oak



OA18
Natural Birch



OA18
Walnut



Your Partner in Patient Safety

The best ideas always
start as conversations

1690 Huron Church Rd, #238,
Windsor, ON N9C 2L1

800-783-7980
sales@kingswaygroupusa.com

kingswaygroupglobal.com