

COMPLETE DOOR SYSTEM DATASHEET

SHOWER Door System

Kingsway's ligature-resistant SHOWER Door System is designed to minimize the risk of loss of life in behavioral health ensuite rooms while safely maintaining patient dignity. It delivers independently verified strength and ligature resistance to de-risk the care environment while benefiting from therapeutic and compassionate design to support wellbeing and recovery.



Terms and conditions:

To see our full terms and conditions, please visit:
kingswaygroupglobal.com/en-us/terms



SHOWER Key Features & Benefits



Preserves patient privacy in washrooms



Continuous MegaHinge with no ligature pinch points (PATENT NO. 2307102.0)



High-strength EnduraFlex ligature-resistant panel



Fully customizable leaf – choose your own images or woodgrain finishes!



Flexible fin preserves privacy and minimizes ligature wedging risks at the closing edge



Suitable for wet environments!



Withstands overextension of 675lb and static load rated to 800lb!



Ligature resistant to B4 Grade in line with DHF TS001:2013



Available via KwikShip® with a standard finish



Technical Specs

Door Core:

- ½" EnduraFlex shatterproof polycarbonate

Maximum Opening Dimensions:

- KwikShip: 36" (w) x 84" (h)
- Standard/Custom: 48" (w) x 84" (h)

Door Leaf Types Available:

- Single Leaf with Flexible Fin

Frame Types Available:

- Complete Doorset with fully welded HM frame (14ga with 7ga reinforcement)
- Retrofit into existing frame

Product Testing:

- Overextension: withstands overextension of 675lbf
- Static load: rated to 800lb
- Ligature resistance: B4 Grade to DHF TS001:2013

Cleaning:

- Use a solution of warm water and mild dish soap
- Apply with a soft cloth or sponge
- Rinse thoroughly with clean water and dry with a soft, lint-free cloth

Do not use ammonia, solvents, or abrasive cleaning products as this may negatively affect the lifespan and performance of the product.

Product Code:

- SBD01: SHOWER Doorset with primed HM Frame (KwikShip® or Standard Finish Leaf)
- SBD02: SHOWER Doorset with primed HM Frame (Custom Printed Finish Leaf)
- SBD03: SHOWER Retrofit Door (KwikShip® or Standard Finish Leaf)
- SBD04: SHOWER Retrofit Door (Custom Printed Finish Leaf)




1 Year Manufacturer's Defect Warranty as per 'Kingsway Group Product Warranty' document, a copy of which is available upon request.

COMPLETE DOOR SYSTEM DATASHEET

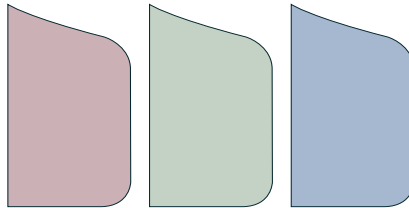
SHOWER Finishes

KwikShip® Finishes:



Beige Plain Color Ivory Plain Color Olive Grey Plain Color Blue Plain Color

Standard Finishes:




Light Pink Plain Color Light Green Plain Color Light Blue Plain Color

Custom Printed Finish:

Any look is possible! Contact us to discuss your custom finish in more detail.



Beach 781459399 Aurora 1579360606 Ice 655427254 Yacht 1689521152 Rainforest 160050104 Sea 400278007 Long Grass 272741873 Waves 1938868960 Autumn 86273293 Canoe 130714175



Abstract 1 2287322409 Abstract 2 2289816511 Abstract 3 2019665456 Abstract 4 1813398421 Abstract 5 770551258 Abstract 6 2154066277 Abstract 7 1040400583 Abstract 8 1985343128 Abstract 9 1643345173 Abstract 10 1124840219



Wood 1 1813102735 Wood 2 1981019453 Water 1167541663 Sky 1598747077 Desert 63452116 Shells 465640037 Stained Glass 2209327361 Gradient 243618616 Landmark 295136693 Panda 1312588349



Your Partner in Patient Safety

The best ideas always
start as conversations

1690 Huron Church Rd, #238,
Windsor, ON N9C 2L1

800-783-7980
sales@kingswaygroupusa.com

kingswaygroupglobal.com