

PRODUCT DATASHEET

KG202 SwingHinge

The SwingHinge is a unique double action hinge that allows doors to swing 105° in both directions. This can be used either for double action doors, such as corridor doors, or with a SwingStop anti-barricade device for doors in high risk areas.

**Terms and conditions:**

To see our full terms and conditions, please visit:
kingswaygroupglobal.com/en-us/terms

Your Partner in Patient Safety

Operation and Maintenance

Operation

The SwingHinge allows doors to operate in both directions up to 105°. It is a continuous hinge that secures to the whole length of the door and provides additional finger-safe features.

Maintenance

The SwingHinge has been designed to be largely maintenance free by using self lubricating materials and materials that are resistant to corrosion and wear. Do not use lubricants on the hinge if the action has become stiff as this can affect the performance and usability of the product; contact Customer Services if in doubt. Periodic checks should be made to the fixings to ensure they remain tight and that they have not been tampered with.

Cleaning

Cleaning of the SwingHinge should be made only with a damp cloth. All cleaning agents should be avoided.

Warranty

1 Year Manufacturer's Defect Warranty*

*For faulty manufacture and not for damage

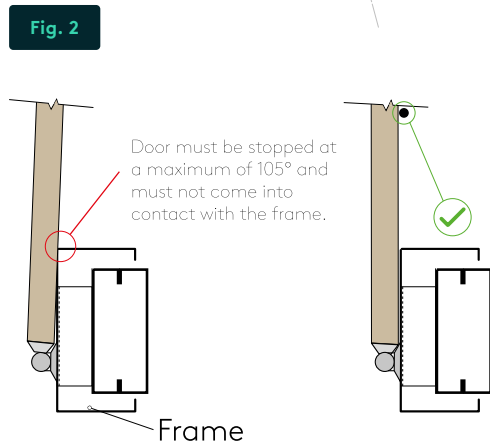
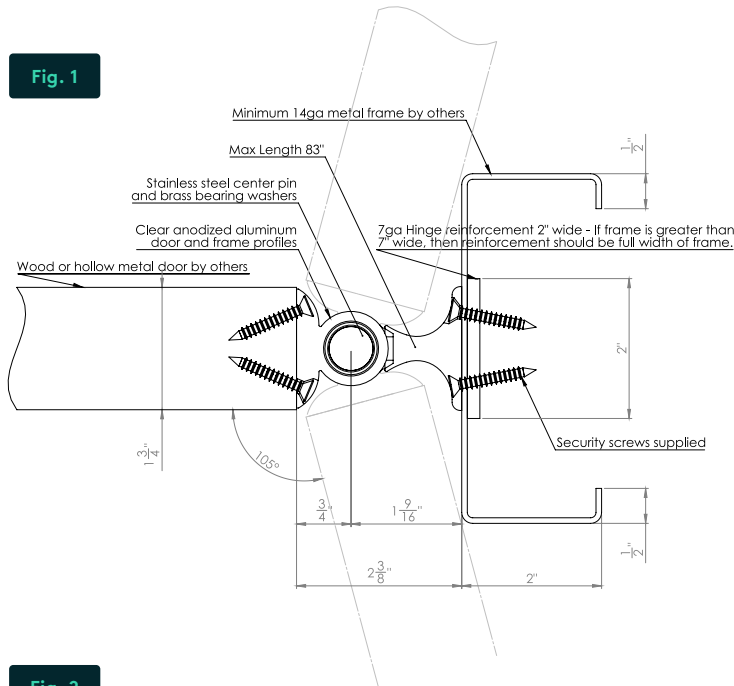
Specification

KG202 Swing Hinge continuous double action hinge

This product is subject to a pending U.S. patent application.

PRODUCT REFILL

KG202 SwingHinge Installation Instructions



Installation Description

- Turn the door on its side and align the hinge so that it is flush with the top edge of the door (the hinge cap will protrude beyond this and give you the required gap at the head of the door in the frame). Once in position, screw the hinge to the door making sure the hinge is fitting tightly to the door edge.
- Once the hinge is located, move the door up in the frame so that the hinge cap is touching the frame head and secure the hinge in to the frame. This should be done by putting in screws on alternate sides of the door so that the hinge stays vertical.
- **IMPORTANT:** The hinge must be properly supported by a floor or wall mounted door stop at 105° to prevent damage. The door must stop prior to the hinge hitting the frame as shown in Figure 2.

Guarantee

3 Year Guarantee*

*For faulty manufacture and not for damage

Specification

KG202 Swing Hinge continuous double action hinge

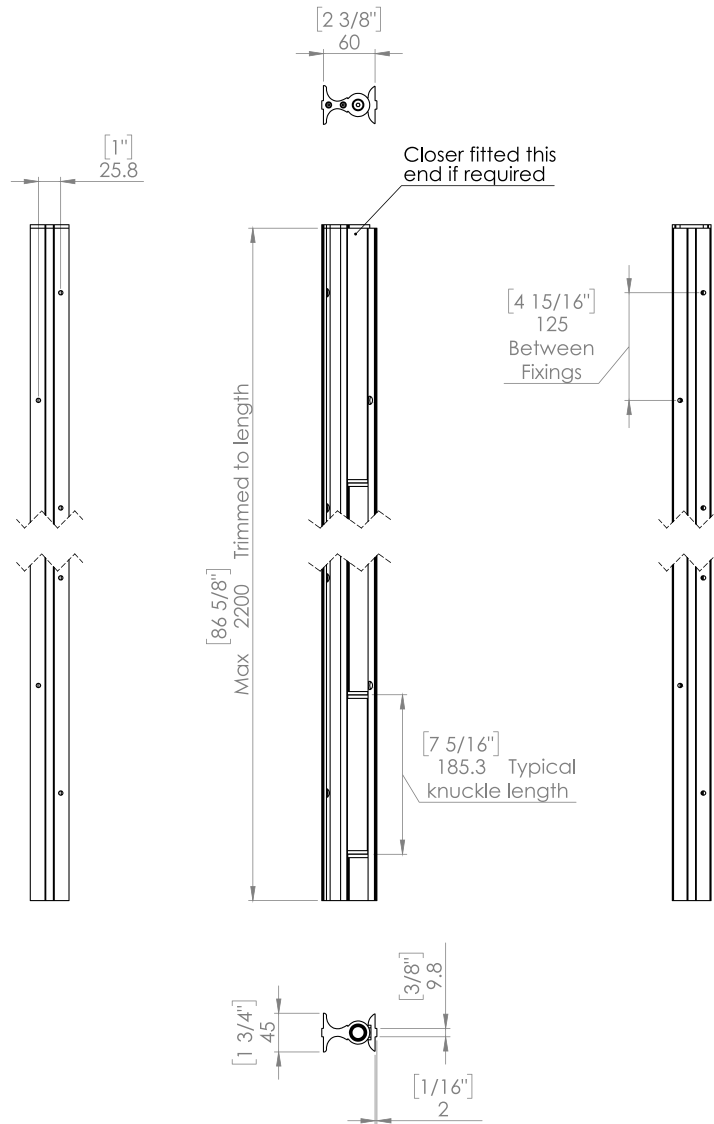
This product is subject to a pending U.S. patent application.

Terms and conditions:

To see our full terms and conditions, please visit:
kingswaygroupglobal.com/en-us/terms

PRODUCT DIAGRAM

KG202 SwingHinge



Terms and conditions:

To see our full terms and conditions, please visit: kingswaygroupglobal.com/en-us/terms