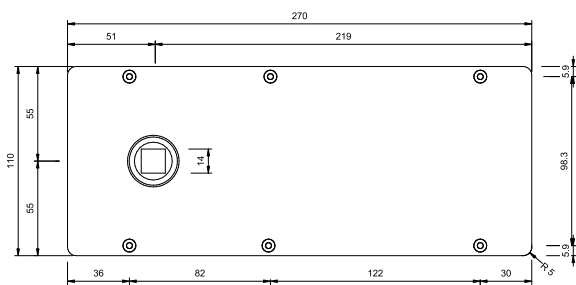


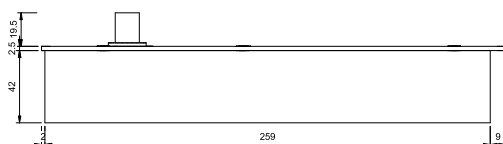
Product datasheet

Kingsway
Group

KG35 Double Action Transom Closer



04 Top View
1 : 2



03 Front View
1 : 2

Anti-ligature Disclaimer

Anti-ligature Disclaimer The anti-ligature design characteristics of this product are not intended to replace or substitute the need for necessary supervision of those who may be at risk, or for other necessary protective measures to be taken in the specific circumstances of usage. Kingsway Group, Inc. does not offer any products for sale as being 'ligature-free' and will not be liable for any claims arising from ligature attachment on its products. It is the customer's responsibility to ensure that products purchased and installed are suitable for the environments they are installed in.

Page 1 of 2

The double action transom closer is used in conjunction with the swing hinge and drive strap to allow doors to operate in both directions and automatically return them to the closed position. It is held securely in place by 6 fixings through the stainless steel cover plate providing a safe and secure means of controlling double action doors.

Installation Description

- Mark out the area to be removed using the template provided and carefully remove the timber with the necessary tools.
- Fix the closer in place using the security screws provided (these will need pilot holes to ensure a good result).
- The closer is now ready to be engaged in to the drive strap of the door. Once the door is in position and controlled by the closer the power and the latching action can be adjusted using the two screws in the front plate of the closer.

Operation and Maintenance

See page 2

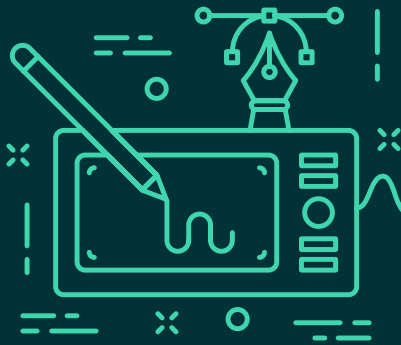
Guarantee

10 Year Guarantee*

*For faulty manufacture and not for damage

Specification

KG35 Double Action Transom Closer



KG35 Double Action Transom Closer



- 1 = Spur-cut spindle
- 2 = Closing force adjustment
- 3 = Setting hold-open device / delayed closing action
- 4 = Closing speed adjustment
- 5 = Latching action adjustment

Single action door	•
Double action door	•
Door weight (up to)	150 kg
Leaf width (up to)	1100 mm
EN Size	1-4
Adjustable closing speed	•
Closing range from	175"
Adjustable closing force	•
Adjustable latching action	•

Anti-ligature Disclaimer

Anti-ligature Disclaimer The anti-ligature design characteristics of this product are not intended to replace or substitute the need for necessary supervision of those who may be at risk, or for other necessary protective measures to be taken in the specific circumstances of usage. Kingsway Group, Inc. does not offer any products for sale as being 'ligature-free' and will not be liable for any claims arising from ligature attachment on its products. It is the customer's responsibility to ensure that products purchased and installed are suitable for the environments they are installed in.

Operation and Maintenance

Operation

The transom closer has been designed to allow doors to be opened to 90° in both directions. The closing force and the latching action can both be adjusted depending on the type of door it is and whether there are air pressure issues that need to be overcome, i.e. a small room without any ventilation will need more latching force to close the door due to the air pressure.

Maintenance

Periodic checks should be made to the closer to ensure the closing and latching action is correct for the door type. Checks should also be made for signs of tampering and damage. Cleaning of the closer should be done only with a damp cloth and mild detergent where necessary. Excess use of liquid will affect the action of the closer and make void the guarantee.

Guarantee

5 Year Guarantee*

*For faulty manufacture and not for damage

Specification

KG35 Double Action Transom Closer