


COMPLETE DOOR SYSTEM DATASHEET

SWING Anti-Barricade Door System

A double action, anti-barricade door system for service user bedrooms or communal spaces with our unique SwingThru strike plate that allows the door to open outwards - even when locked. The SWING Anti-Barricade Door System provides staff with fast and controlled access to service user rooms in emergency situations, opening outwards in seconds to overcome barricading incidents with no need to retract the lock bolt.



SwingThru strike plate



Available with transom mounted integrated door closer



SWING Key Features & Benefits



Overcome barricades in seconds



Full-length continuous hinge - no pivots!



Single key control for the anti-barricade stop & vision panel - no additional tools required!



No need to unlock the door to overcome a barricade



Compatible with SENTRY & DTM ligature monitor alarms for enhanced safety!



Available with concealed transom closers



High-strength tri-laminate FORTUS core

Terms and conditions:

To see our full terms and conditions, please visit:
kingswaygroupglobal.com/en-au/terms

COMPLETE DOOR SYSTEM DATASHEET

SWING Technical Specifications



Technical Specs

Leaf Thickness:

- 44mm or 54mm

Core Structure:

- FORTUS Core: solid timber core of 3-layer hardwood

Maximum Leaf Dimensions:

- 1200mm (W) x 2100mm (H)

Lockset Options:

- Choice of mechanical or electronic locking options

Anti-ligature Ironmongery:

- Choice of door furniture (view range [here](#))

Available Facings:

- Classic Veneers / Classic Laminates / Signature Laminates - see Finishes Swatch Book for full options

Concealed Door Closer Options:

- KG35 Double Action Transom Closer
- KG36 Double Action Transom Closer (Mechanical Hold Open)
- KG37 Double Action Transom Closer (Free Swing)
- KG38 Double Action Transom Closer (Electro Hold Open)
- No Closer

Vision Panel Options:

- Duralux / Duralux Platinum (Square or Oblong)
- Visilux / Visilux Platinum (Square or Oblong)
- Pyrolux (Square or Oblong)
- No Vision Panel

Lippings for Veneer Facings:

- Hardwood 10mm to all four sides concealed

Lippings for Laminate Facings:

- Hardwood 10mm to all four sides concealed

Leaf Configuration:

- Single leaf / Leaf and a ½ / Double leaf

Robustness Testing:

- Tested to the Department of Health Medium Secure Testing guidelines (view guide [here](#))

Product Code:

- SWD01 (44mm single leaf)
- SWD02 (54mm single leaf)
- SWD03 (44mm leaf & half)
- SWD04 (54mm leaf & half)
- SWD05 (44mm double leaf)
- SWD06 (54mm double leaf)




1 Year Manufacturer's Defect Warranty as per 'Kingsway Group Product Warranty' document, a copy of which is available upon request.

COMPLETE DOOR SYSTEM DATASHEET

SWING Finishes

Laminates:

									
F 0949 White	F 7459 Brite White	F 2696 Super White	F 2255 Polar White	F 1093 Aries	F 2001 Baikal	F 3091 Crystal White	F 2274 Blanc Polaire	F 2010 Malibu	F 7927 Folkstone
									
F 7923 Surf	F 2791 Silver	F 7938 Glacier	F 1484 Steel	F 1994 Fox	F 7961 Fog	F 7902 Iron	F 7858 Pumice	F 0189 Sparta	F 7924 Lead
									
F 1535 Tornado	F 7928 Mouse	F 2770 Sarum Grey	F 3202 Otter	F 7912 Storm	F 2297 Terril	F 7837 Graphite	F 2253 Diamond Black	F 9266 Citadel	F 5342 Earth
									
F 3210 Levante	F 5348 Energy	F 8238 Blush	F 8858 Just Rose	F 0233 Heather	F 7880 Thistle	F 2962 Clementine	F 1238 Carnaval	F 8141 Adobe	F 0232 Juicy Pink
									
F 2582 Lilac	F 1019 Azur	F 2824 Blaze Red	F 7845 Spectrum Red	F 8140 Brick	F 6907 Amarena	F 0231 Peaceful Blue	F 2828 Tropical Blue	F 6902 Grenadine	F 0188 Beaujolais
									
F 8239 Henna	F 5345 Viola	F 7851 Spectrum Blue	F 2483 Ultramarine	F 2005 Paprika	F 7966 New Burgundy	F 8243 Night Shade	F 6903 Cassis	F 5323 Nocturne	F 8242 Night Sea
									
F 7949 Soft White	F 1534 Magnolia	F 1192 Porcelana	F 1040 Alpino	F 7932 Antique White	F 2273 Seringa	F 1531 Irish Cream	F 7934 Pearl	F 0547 Papyrus	F 2296 Sno White
									
F 2833 Sandstone	F 7882 Pale Gold	F 3050 Cygnet	F 7929 Oyster Grey	F 1803 Tenere	F 8857 Just Gold	F 7940 Spectrum Yellow	K 4155 Sun	F 8751 Mojave	F 0187 Kashmir
									
F 0903 Cafe	F 1485 Chrome Yellow	F 3209 Sol	F 4161 Terracotta	F 2200 Dark Chocolate	F 8241 Earthenware	F 0800 Artichoke	F 3236 Avocado	F 3007 Pale Olive	F 8820 Leaf Green
									
F 1194 Iris	F 5493 Arctic Blue	F 2966 Opal	F 7853 Ocean Grey	F 5344 Seed	F 5343 Possum	F 8821 Just Blue	F 1998 Oslo	F 5349 Fossil	F 8245 Marble Green




Woods:



Acrovyn Solids:



Acrovyn Faux Wood & Metal:





Your Partner in Patient Safety

The best ideas start
with a conversation

144/146 Russell St
Emu Plains
NSW 2750

1800 325 175
sales@kingswaygroupau.com

kingswaygroupglobal.com