

COMPLETE DOOR SYSTEM DATASHEET

SWING Anti-Barricade Door System

The SWING Anti-Barricade Door System is designed to minimize patient safety risks in behavioral health by ensuring staff are prepared in the event of a barricade scenario. The doorset benefits from ligature-resistant design, and thanks to its unique SwingThru Strike Plate and double-action continuous SwingHinge, staff can open the door outwards in seconds during an emergency.



Terms and conditions:

To see our full terms and conditions, please visit: kingswaygroupglobal.com/en-us/terms

SWING Key Features & Benefits



Overcome barricades in seconds



Full-length continuous hinge for enhanced strength – no pivots!



Single key control for the anti-barricade stop & vision panel – no additional tools required!



No need to unlock the door to overcome a barricade (depending on lockset specification)



Available with our integrated Door Ligature Monitor (DLM) system for enhanced patient safety!



Available with concealed transom closer



Available on [KwikShip®](#)



Available with a range of core options, including high-strength tri-laminate FORTUS core



Smoke Rating: UL1784



UL10C certified fire-resistant doorset (20-minutes with hose stream)



Options available with FSC Chain of Custody Certification



COMPLETE DOOR SYSTEM DATASHEET

SWING Technical Specifications

Technical Specs

Leaf Thickness:

- 1 3/4"

Core Structure Options:

- FORTUS Core (FSC approved tri-laminate hardwood)
- Particle Core (PC)
- Solid Composite Lumber Core (SCLC)
- Hollow Metal Steel-Stiffened (HM)

Maximum Opening Dimensions:

- Single Leaf: 48" (w) x 84" (h)
- Leaf & a Half: 72" (w) x 84" (h)

Smoke Rating:

- Smoke rated to UL1784: the Standard for Safety of Air Leakage Tests of Door Assemblies

Lockset Options:

- Choice of mechanical or electronic locking options

Concealed Door Closer Options:

- KG35 Double Action Transom Closer, for use with KG202 Hinge
- KG36 Double Action Transom Closer, for use with KG202 Hinge (Mechanical Hold Open)
- No Closer

Vision Panel Options:

- Duralux Series Privacy Vision Panels (mechanical)
- Duralux Platinum Series Privacy Vision Panels (electronic)
- Pyrolux Series Clear-Glaze Vision Panels
- No Vision Panel

Available Face & Finish Options:

- Wood Veneers
- High-Pressure Laminates (HPL)
- Impact-Resistant Laminates (Palladium, Acrovyn)

See Finishes Swatch Book for full options

Leaf Configuration:

- Single leaf
- Leaf and a 1/2

Robustness Testing:

- Tested to the Department of Health Medium Secure Testing guidelines (view guide [here](#))

Product Code:

- SWD01 (single leaf)
- SWD03 (leaf & half)

Frame Types Available:

- Complete Doorset with 14ga Fully-Welded Hollow Metal Frame

Fire Rating:

- UL10C (20-minutes with hose stream)



1 Year Manufacturer's Defect Warranty as per 'Kingsway Group Product Warranty' document, a copy of which is available upon request.

COMPLETE DOOR SYSTEM DATASHEET

SWING Finishes

KwikShip® Finishes:



White - Painted
Primed



White Oak - Real Wood
Veneer



Red Oak - Real Wood
Veneer




Maple - Real Wood
Veneer




Natural Birch - Real Wood
Veneer

Laminates:



949
White



909
Black



8793
Green Slate



8792
Winter Sky




8751
Mojave



8795
Matrix Blue




8858
Just Rose




2297
Terril



2962
Clementine



920
Almond



934
Pearl




927
Folkstone




837
Graphite



459
Brite White



923
Surf



463
Sail White



969
Navy Blue



929
Oyster Gray



914
Marine Blue



858
Pumice



839
Stop Red



845
Spectrum Red



912
Storm



902
Platinum



5349
Fossil



7966
New Burgundy



2200
Dark Chocolate



2770
Sarum Grey



933
Mission White




932
Antique White



899
Desert Beige



961
Fog




464
Graystone



851
Spectrum Blue



928
Mouse



918
Neutral White



1485
Chrome Yellow



5323
Nocturne




1097
Citadel



5342
Earth



6901
Vibrant Green




6903
Cassis



7897
Spectrum Green



3202
Otter




6330
Air White



3245
Smoke




1198
Jadeite



3720
White Pearl




1193
Gold Braze



1196
Purple Dye




8822
Denim



9243
Zen Grey



9242
Gull Grey




9244
Classic White




9684
Natural Recycled




9685
Black Recycled




9634
Milk




7872
Moonstone



7197
Dover White



8244
Night Forest



8240
Liquid Glass



8796
Algae



8235
Solar Orange



8243
Night Shade



8241
Earthenware











































8238
Blush

COMPLETE DOOR SYSTEM DATASHEET

SWING Finishes

Laminates:

				
AL18 Red Oak	AL18 Natural Birch	AL18 White Birch	AL18 White Maple	AL18 Cherry
				
CH18 Cherry	CH18 White Maple	CH18 White Birch	CH18 White Oak	CH18 Natural Birch
				
CL18 White Oak	CL18 Natural Birch	CL18 Walnut	CL18 White Maple	GR18 Natural Birch
				
GR18 White Oak	GR18 Walnut	OA18 Red Oak	OA18 Mahogany	OA18 Cherry
				
AL18 White Oak	AL18 Walnut	AL18 Mahogany	CH18 Red Oak	CH18 Mahogany
				
CH18 Walnut	CL18 White Birch	CL18 Mahogany	CL18 Cherry	CL18 Red Oak
				
GR18 Mahogany	GR18 Cherry	GR18 Red Oak	GR18 White Birch	GR18 White Maple
				
OA18 White Birch	OA18 White Maple	OA18 White Oak	OA18 Natural Birch	OA18 Walnut



Your Partner in Patient Safety

The best ideas always
start as conversations

1521 E Avis Dr,
Madison Heights, MI 48071
United States

1-800-783-7980
sales@kingswaygroupusa.com

kingswaygroupglobal.com