

COMPLETE DOOR SYSTEM DATASHEET

# SHOWER Door System

Kingsway's ligature-resistant SHOWER Door System is designed to minimize the risk of loss of life in behavioral health ensuite rooms while safely maintaining patient dignity. It delivers independently verified strength and ligature resistance to de-risk the care environment while benefiting from therapeutic and compassionate design to support wellbeing and recovery.



**Terms and conditions:**

To see our full terms and conditions, please visit:  
[kingswaygroupglobal.com/en-us/terms](https://kingswaygroupglobal.com/en-us/terms)



## SHOWER Key Features & Benefits



Preserves patient privacy in washrooms



Continuous MegaHinge with no ligature pinch points (PATENT NO. 2307102.0)



High-strength EnduraFlex ligature-resistant panel



Fully customizable leaf – choose your own images or woodgrain finishes!



Flexible fin preserves privacy and minimizes ligature wedging risks at the closing edge



Suitable for wet environments!



Withstands overextension of 675lbf and static load rated to 800lb!



Ligature resistant to B4 Grade in line with DHF TS001:2013



Available via KwikShip® with a standard finish



## Technical Specs

### Door Core:

- 1/2" EnduraFlex shatterproof polycarbonate

### Maximum Opening Dimensions:

- KwikShip: 36" (w) x 84" (h)
- Standard/Custom: 48" (w) x 84" (h)

### Door Leaf Types Available:

- Single Leaf with Flexible Fin

### Frame Types Available:

- Complete Doorset with fully welded HM frame (14ga with 7ga reinforcement)
- Retrofit into existing frame

### Product Testing:

- Overextension: withstands overextension of 675lbf
- Static load: rated to 800lb
- Ligature resistance: B4 Grade to DHF TS001:2013

### Cleaning:

- Use a solution of warm water and mild dish soap
- Apply with a soft cloth or sponge
- Rinse thoroughly with clean water and dry with a soft, lint-free cloth

**Do not use ammonia, solvents, or abrasive cleaning products** as this may negatively affect the lifespan and performance of the product.

### Product Code:

- SBD01: SHOWER Doorset with primed HM Frame (KwikShip® or Standard Finish Leaf)
- SBD02: SHOWER Doorset with primed HM Frame (Custom Printed Finish Leaf)
- SBD03: SHOWER Retrofit Door (KwikShip® or Standard Finish Leaf)
- SBD04: SHOWER Retrofit Door (Custom Printed Finish Leaf)

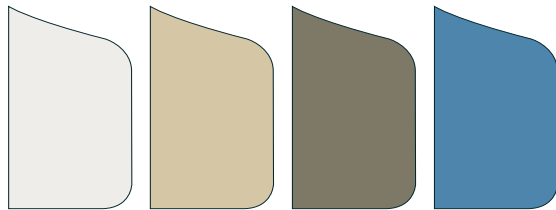


1 Year Manufacturer's Defect Warranty as per 'Kingsway Group Product Warranty' document, a copy of which is available upon request.

COMPLETE DOOR SYSTEM DATASHEET

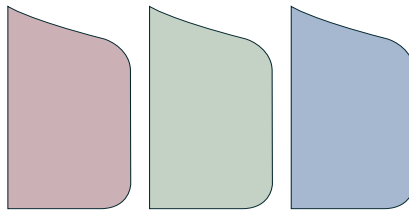
**SHOWER Finishes**

**KwikShip® Finishes:**



Beige Plain Color    Ivory Plain Color    Olive Grey Plain Color    Blue Plain Color

**Standard Finishes:**




Light Pink Plain Color    Light Green Plain Color    Light Blue Plain Color

**Custom Printed Finish:**

Any look is possible! Contact us to discuss your custom finish in more detail.



Beach 781459399    Aurora 1579360606    Ice 655427254    Yacht 1689521152    Rainforest 160050104    Sea 400278007    Long Grass 272741873    Waves 1938868960    Autumn 86273293    Canoe 130714175



Abstract 1 2287322409    Abstract 2 2289816511    Abstract 3 2019665456    Abstract 4 1813398421    Abstract 5 770551258    Abstract 6 2154066277    Abstract 7 1040400583    Abstract 8 1985343128    Abstract 9 1643345173    Abstract 10 1124840219



Wood 1 1813102735    Wood 2 1981019453    Water 1167541663    Sky 1598747077    Desert 63452116    Shells 465640037    Stained Glass 2209327361    Gradient 243618616    Landmark 295136693    Panda 1312588349



Your Partner in Patient Safety

The best ideas start  
with a conversation

1521 E Avis Dr,  
Madison Heights, MI 48071  
United States

1-800-783-7980  
[sales@kingswaygroupusa.com](mailto:sales@kingswaygroupusa.com)

[kingswaygroupglobal.com](http://kingswaygroupglobal.com)